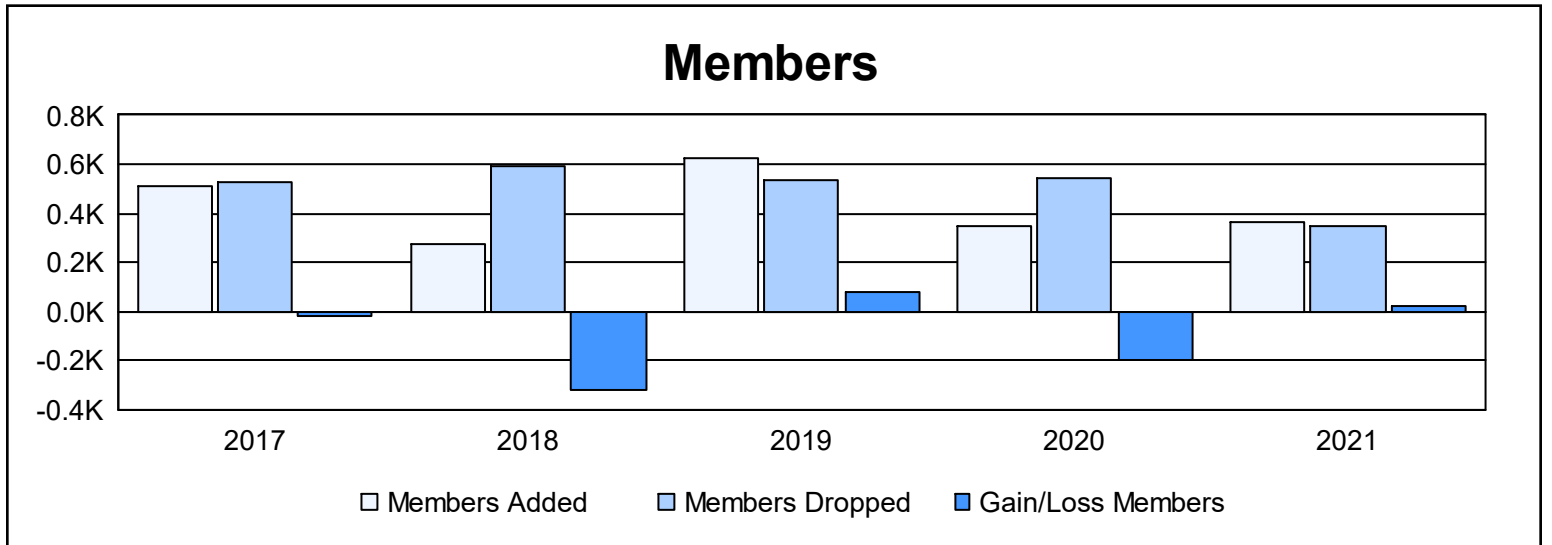
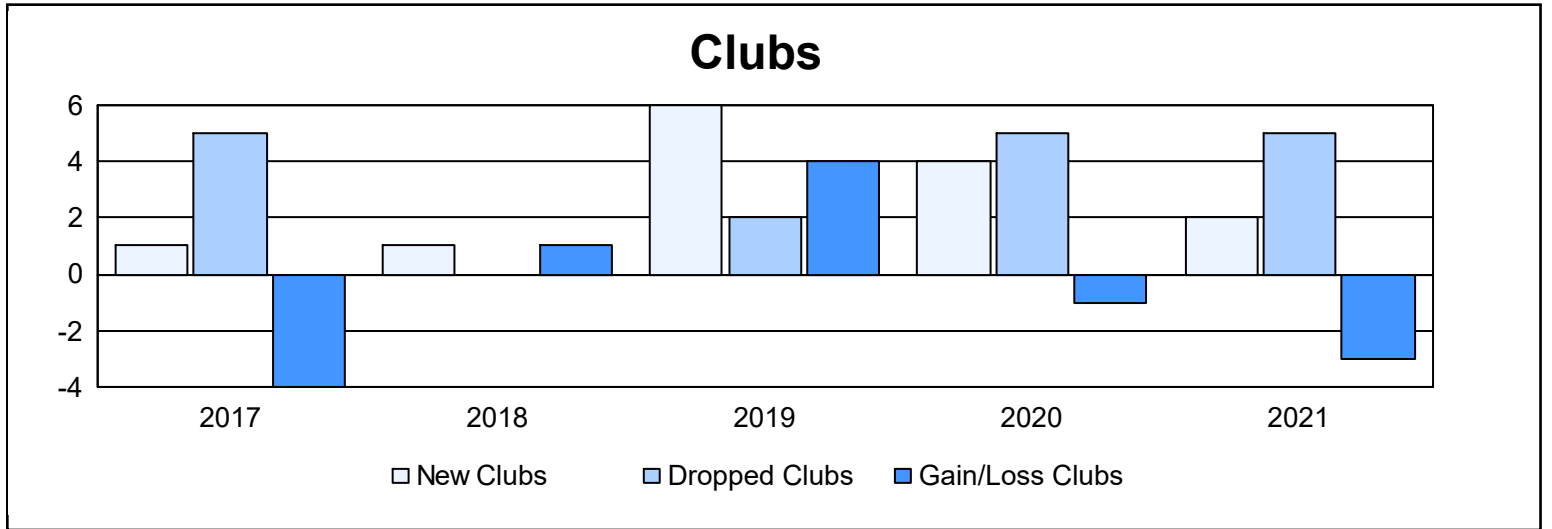
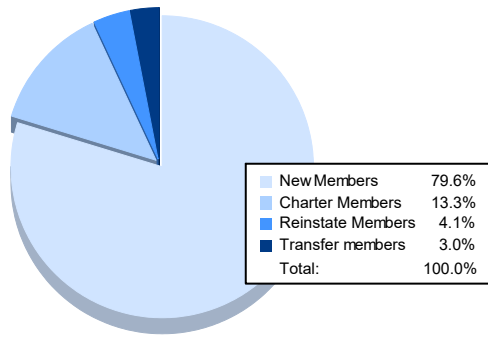


Year	New Clubs	Dropped Clubs	Gain/ Loss Clubs	New Members	Charter Members	Reinstate Members	Transfer Members	Total Member Added	Total Members Dropped	Gain/ Loss Members
2016-2017	1	5	-4	434	33	40	4	511	526	-15
2017-2018	1	0	1	212	39	15	9	275	593	-318
2018-2019	6	2	4	422	155	33	11	621	538	83
2019-2020	4	5	-1	257	72	8	9	346	542	-196
2020-2021	2	5	-3	293	49	15	11	368	350	18
<b>Average</b>	<b>3</b>	<b>3</b>	<b>-1</b>	<b>324</b>	<b>70</b>	<b>22</b>	<b>9</b>	<b>424</b>	<b>510</b>	<b>-86</b>



### Membership Composition June 2021 Cumulative



### Gender Composition June 2021 Cumulative

